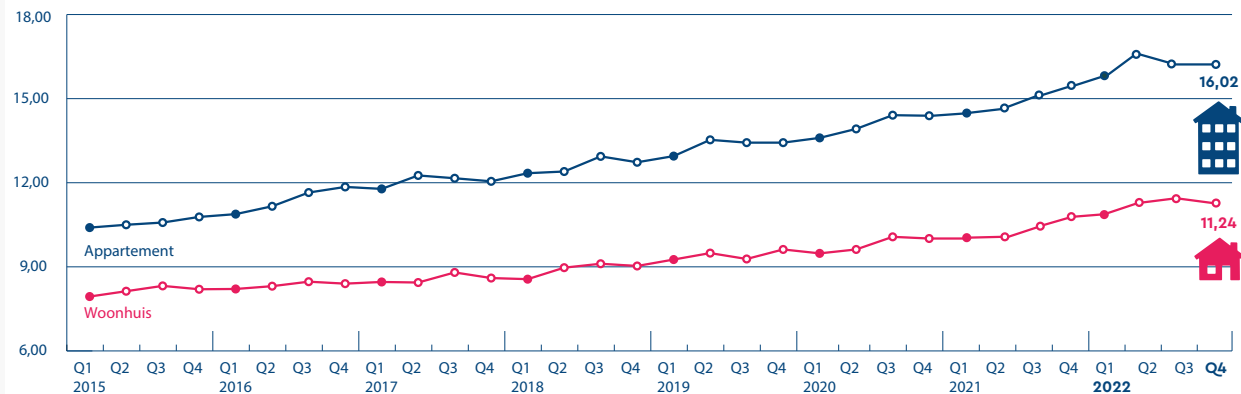
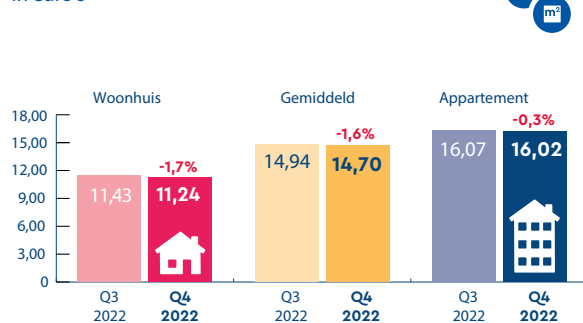


# ANALYSE | 2022 Q4 VAN DE DYNAMIEK NEDERLANDSE HUURMARKT

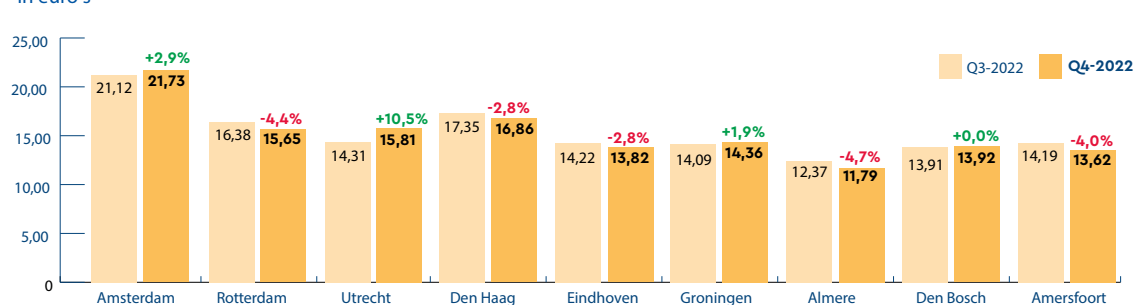
Ontwikkeling huurprijzen per m<sup>2</sup>, Nederland 2015-2022  
in euro's



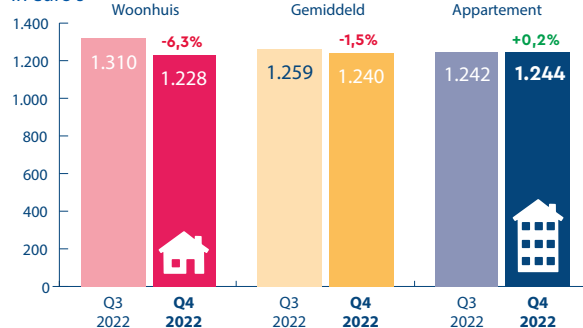
Gemiddelde m<sup>2</sup>-prijs, Nederland Q3 en Q4 2022  
in euro's



Gemiddelde huurprijs per m<sup>2</sup>, grote gemeenten Q3 en Q4 2022  
in euro's



Gemiddelde huurprijs, Nederland Q3 en Q4 2022  
in euro's



Gemiddeld oppervlak, Nederland Q3 en Q4 2022  
in m<sup>2</sup>

